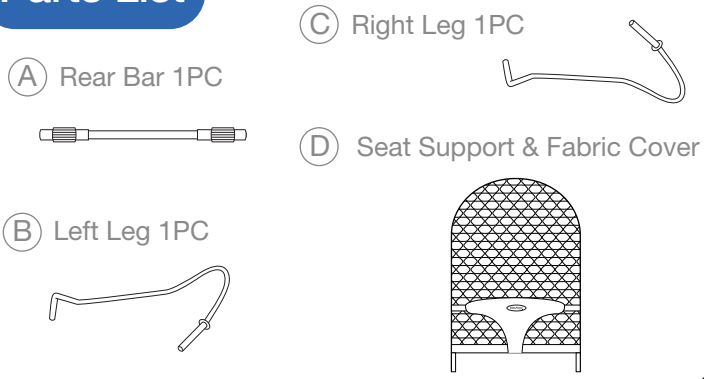


# Mesh Bouncer Instruction Manual

- ! Follow instructions to ensure safety is not compromised. Keep for future reference.
- ! Your child may be hurt if you do not follow the instructions.

According to the Baby Centre UK, you can put your newborn baby in the mesh bouncer for short periods, provided they have sufficient neck support and are secured firmly with the harness. A padded cover can be purchased to provide your newborn baby with additional support, if required.

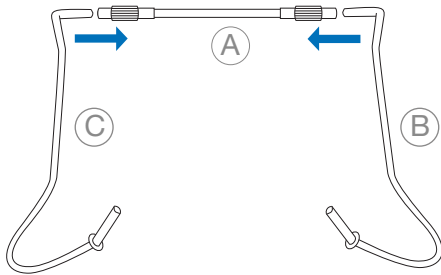
## Parts List



## Assembly Instructions

### Step 1

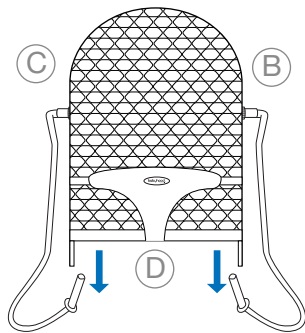
Insert rear bar onto left and right legs.



### Step 2

Insert Seat Support D into leg frames C & B.

Apply pressure to slide the metal seat frame to insert into the leg frame completely.

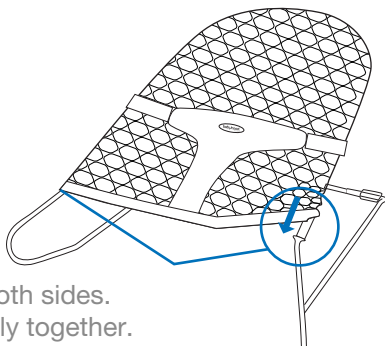


### Step 3

Insert Seat Support D into leg frames C & B.

Apply pressure to slide the metal seat frame to insert into the leg frame completely.

Pull fabric over ring on both sides. This holds the frame firmly together.



## WARNING

### SAFETY INFORMATION - Please Read Before Use

BEFORE USE, REMOVE AND DISPOSE OF ALL PLASTIC BAGS AND PACKING MATERIALS AND KEEP THEM OUT OF REACH OF CHILDREN.

- Your child's safety is your responsibility.
- Put firm pressure on the middle of the mesh seat to ensure the frame is properly assembled prior to each use.
- If your frame is missing parts or damaged, do not use.
- Never leave child unattended or in the care of other children.
- Always secure baby firmly using the harness provided, otherwise they will fall.
- Harness must be adjusted using the straps, to securely fit them.
- Bouncer must be used on a firm flat floor.
- Do not use on a raised floor or raised surfaces.
- Bouncers are not intended for use when your baby is able to sit upright or when they start to roll or when they exceed 8kgs.
- Do not use as a sleep surface as babies should be placed flat on their back for a safe sleeping.
- Do not use with blankets or other bedding.
- Do not use the product with more than one child at a time.
- Do not position the bouncer close to a source of heat e.g household electric fires, etc.
- The product must be kept away from electric cables and cords. Do not place the product near windows where cords, curtains or similar objects could pose a choking or strangling hazards for the child.
- When not in use, keep the product away from the reach of children.

## Care Instructions

- Wash before use.
- Wash with similar colours.
- Cold gentle machine wash.
- Do not bleach colours.
- Dry in shade.
- Do not iron.
- Do not dryclean.